



Nevada State Contractors Board

STRATEGIC PLAN

EXECUTIVE OFFICER REPORT

QUARTER FOUR REPORT APRIL 1 TO JUNE 30, 2025

ANNUAL REPORT JULY 1, 2024 TO JUNE 30, 2025



Members of the Board

Boyd Martin, *Chairman*

Margaret Cavin, *Treasurer*

Bryan Cowart

Walter Flores-Aguirre

Kent Lay

Jan B. Leggett

Louis Polish, Jr.

Executive Leadership

David Behar, *Executive Officer*

Susan Broili-Kamesch, *Licensing Administrator*

Brian Hayashi, *Information Technology Manager*

Luis Quesada, *Director of Investigations*

Mission Statement

The Nevada State Contractors Board (NSCB) is committed to ensuring the integrity and professionalism of the construction industry in Nevada. The NSCB has the responsibility to promote quality construction by Nevada licensed contractors through a regulatory licensing system designed to protect the health, safety and welfare of the public.



Message from the Executive Officer



As an agency dedicated to protecting the health and safety of the public during their interactions with licensed contractors, we are also committed to progressively working to expand opportunities, partnerships, and positive customer experiences.

The 83rd Legislative Session is only one example of our efforts to create meaningful changes to the laws that govern the construction industry. This year's focus led to enhanced protections for consumers engaging in solar construction projects, heightened the Board's disciplinary options for contractors who interfere with an investigation or intimidate involved parties to an investigation, and successfully created a pathway for a restricted license, which allows individuals to begin pursuing their business goals as they gain the experience required to become fully licensed.

We've made significant strides during the fiscal year to expand resources and training programs for Spanish and other non-English speaking communities, including the addition of a Language Access Line and partnerships with the University of Nevada, Las Vegas Office of Economic Development Program to offer free six-week Construction 1.0 and 2.0 courses in English and Spanish to help guide interested individuals through the contractor licensing process.

Collaborative partnerships continue to expand beyond the inner circles of the construction industry as we've welcomed fruitful discussions and engaging outreach opportunities with entities like the Latin Chamber of Commerce, Clark County School District and homeowner association groups, to name a few. Every new door opened helps us reach and educate new members about the role of the Contractors Board and the array of services we make available at no cost to the public.

Finding new ways to promote workforce development is yet another area of growth and an ongoing priority for the Commission on Construction Education. This year, we worked to increase the number of Workforce Development Panels provided to high school students and connected with EmployNV Youth Hub to discuss construction career options, including internship programs at the Board.

I am honored to lead an agency that continues to demonstrate intentionality towards improving its operations and services for the betterment of the contractors it oversees, consumers it assists, and the public it protects. It is not always an easy road traveled, but that's what makes the journey and tangible outcomes so rewarding.

A handwritten signature in cursive script, reading "David Behar".

DAVID BEHAR
Executive Officer
Nevada State Contractors Board

Contents

Executive Officer - Quarter Highlights	1
Licensing & Cost Recovery - Data Dashboard.....	2
Licensing - Quarter Statistics	4
Licensing - License Trends	5
Licensing - Quarter Highlights	7
Investigations - Background Check Trends.....	8
Investigations - Compliance Statistics	9
Investigations - Criminal Statistics.....	10
Investigations - Residential Recovery Fund	11
Investigations - Case Highlights	12
Information Technology	13
Public Information Office	14
Looking Forward: FY 2024-25.....	15



Executive Officer - Quarter Highlights

83rd Legislative Session Ends with Welcomed Changes to Nevada's Construction Laws

Executive Officer Behar was heavily engaged in the final weeks of this year's legislative session, attending committee hearings, testifying on legislative matters of importance to the Board and working collaboratively with a variety of stakeholders and industry partners toward common legislative goals as the final votes were considered and bills made their way to the Governor's desk. These efforts helped contribute to the successful passage of heightened protections for consumers and new license opportunities for individuals seeking to become licensed contractors, among other changes.

NSCB Receives Invitation from Clark County School District Advisory Board to Discuss Construction Technology Programs

For the first time, the Nevada State Contractors Board was brought to the table of an Advisory Board discussion to discuss construction technology programs at the State's largest school district in Clark County. The venue provided a platform to highlight the Commission on Construction Education's Workforce Development Panels and encourage faculty of the schools to apply for grant funding to expand existing programs and support new and innovative construction programs.

Commission on Construction Education Awards Grant Funding, Sets Strategic Priorities

The Commission on Construction Education (CCE) met in May to receive quarterly and final reports from grant recipients and awarded nearly \$275,000 to six applicants to support programs and educational courses centered on construction careers, trades, and small business development. In June, the CCE held a Strategic Planning meeting where new objectives were defined for the next three years.

Outreach to Industry and Business Communities Helps Strengthen Image, Promote Valuable Resources and Services

The IBEW 357 chapter invited the NSCB to meet with its members during the quarter to provide an overview of the best business practices for contractors, considerations for staying compliant with NRS 624 and sharing contractor resources available through the Board. Additionally, a presentation was given to staff of Nicklin Community Management Services, which focused on the licensing and investigation resources that can be utilized in the HOA's process for bidding and hiring contractors for community projects. Executive Officer Behar and Director of Investigations Quesada also engaged with general contractors at a "Meet the Generals Construction Expo" event receiving insights on priority issues.

NSCB Partners with Attorney General to Protect Public, Prosecute Criminal Offenders

During the reporting period, the Board facilitated the arrest of multiple revoked contractors stemming from warrants issued for felony criminal charges filed. The Attorney General's Office (AG) and local law enforcement have been instrumental partners in bringing some of the State's most egregious and unlawful offenders to justice. The Board also worked collaboratively with the AG's Office during the legislative session on solutions that were considered and approved for heightened consumer protections regarding solar projects.

Media Interest Promotes Board's Efforts

Executive Officer Behar and Director of Investigations Quesada engaged in several radio, television, and print interviews during the quarter providing platforms to discuss the Board's investigative resources, consumer protection tips, legislative successes and the services available to the public through the Board's website.

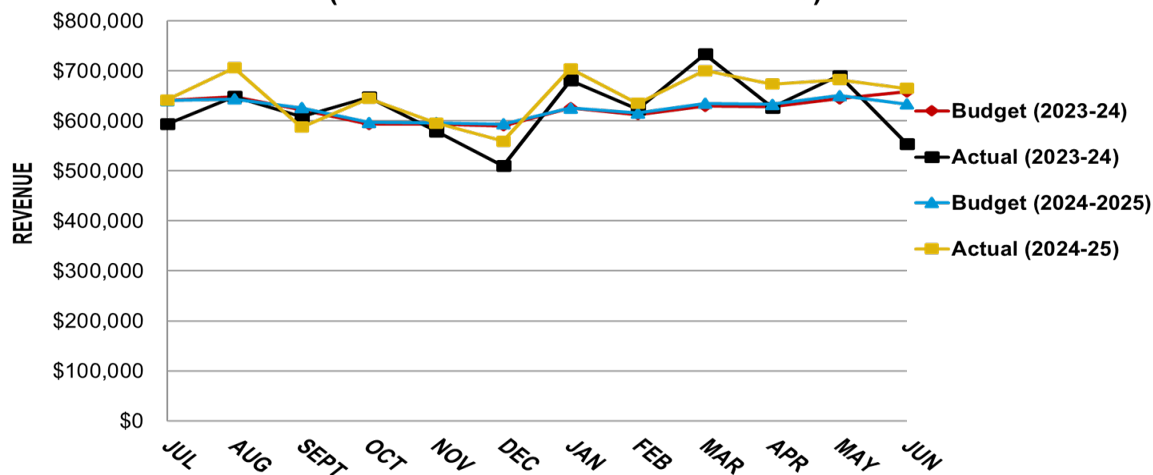


Licensing & Cost Recovery - Data Dashboard

Budget (2023-24)	JULY-23	AUG-23	SEPT-23	OCT-23	NOV-23	DEC-23	JAN-24	FEB-24	MAR-24	APR-24	MAY-24	JUN-24	TOTALS
License Renewals	\$423,000	\$431,000	\$407,000	\$378,000	\$378,100	\$375,100	\$411,000	\$398,000	\$414,300	\$413,000	\$428,300	\$443,200	\$4,900,000
New License Fee	\$65,833	\$65,836	\$65,836	\$65,832	\$65,832	\$65,832	\$65,832	\$65,833	\$65,832	\$65,835	\$65,832	\$65,835	\$790,000
Application Fee	\$62,500	\$62,500	\$62,500	\$62,500	\$62,500	\$62,500	\$62,500	\$62,500	\$62,500	\$62,500	\$62,500	\$62,500	\$750,000
License Changes	\$47,917	\$47,916	\$47,917	\$47,917	\$47,916	\$47,917	\$47,917	\$47,916	\$47,917	\$47,916	\$47,917	\$47,917	\$575,000
Investigative Recov Costs	\$25,000	\$25,000	\$25,000	\$25,000	\$25,000	\$25,000	\$25,000	\$25,000	\$25,000	\$25,000	\$25,000	\$25,000	\$300,000
Renewal Late Fees	\$10,000	\$10,000	\$10,000	\$10,000	\$10,000	\$10,000	\$10,000	\$10,000	\$10,000	\$10,000	\$10,000	\$10,000	\$120,000
Renewal Inactive Fee	\$6,225	\$6,375	\$3,825	\$4,025	\$3,575	\$3,725	\$4,125	\$2,925	\$3,825	\$4,125	\$4,725	\$3,525	\$51,000
TOTALS	JUL	AUG	SEPT	OCT	NOV	DEC	JAN	FEB	MAR	APR	MAY	JUN	
	\$640,475	\$648,627	\$622,078	\$593,274	\$592,923	\$590,074	\$626,374	\$612,174	\$629,374	\$628,376	\$644,274	\$657,977	\$7,486,000
Actual (2023-24)	JULY-23	AUG-23	SEPT-23	OCT-23	NOV-23	DEC-23	JAN-24	FEB-24	MAR-24	APR-24	MAY-24	JUN-24	TOTALS
License Renewals	\$409,500	\$410,590	\$419,615	\$434,200	\$385,080	\$321,968	\$448,687	\$397,350	\$469,638	\$383,500	\$450,640	\$318,125	\$4,848,893
New License Fee	\$54,900	\$61,800	\$55,800	\$54,000	\$62,600	\$61,150	\$79,400	\$73,900	\$76,200	\$65,850	\$83,100	\$77,700	\$806,400
Application Fee	\$56,700	\$75,900	\$60,300	\$65,700	\$66,300	\$63,300	\$75,000	\$73,500	\$86,100	\$75,600	\$79,200	\$76,500	\$854,100
License Changes	\$45,025	\$51,100	\$39,950	\$43,650	\$35,550	\$38,575	\$50,700	\$51,450	\$55,325	\$46,000	\$45,450	\$44,125	\$546,900
Investigative Recov Costs	\$14,396	\$30,111	\$14,709	\$30,734	\$17,437	\$14,983	\$14,414	\$13,652	\$33,976	\$42,334	\$19,131	\$29,956	\$275,833
Renewal Late Fees	\$9,075	\$12,225	\$14,875	\$14,950	\$9,688	\$7,725	\$9,163	\$8,563	\$8,678	\$8,913	\$8,650	\$3,500	\$116,000
Renewal Inactive Fee	\$4,200	\$7,050	\$3,450	\$4,350	\$2,570	\$2,550	\$3,880	\$4,500	\$3,900	\$4,500	\$4,350	\$4,200	\$49,500
TOTALS	JUL	AUG	SEPT	OCT	NOV	DEC	JAN	FEB	MAR	APR	MAY	JUN	
	\$593,796	\$648,776	\$608,699	\$647,584	\$579,225	\$510,251	\$681,244	\$622,914	\$733,816	\$626,697	\$690,521	\$554,106	\$7,497,628
Variance (2023-24)	JULY-23	AUG-23	SEPT-23	OCT-23	NOV-23	DEC-23	JAN-24	FEB-24	MAR-24	APR-24	MAY-24	JUN-24	TOTALS
License Renewals	(\$13,500)	(\$20,410)	\$12,615	\$56,200	\$6,980	(\$53,132)	\$37,687	(\$650)	\$55,338	(\$29,500)	\$22,340	(\$125,075)	(\$51,108)
New License Fee	(\$10,933)	(\$4,036)	(\$10,036)	(\$11,832)	(\$3,232)	(\$4,682)	\$13,568	\$8,067	\$10,368	\$15	\$17,268	\$11,865	\$16,400
Application Fee	(\$5,800)	\$13,400	(\$2,200)	\$3,200	\$3,800	\$800	\$12,500	\$11,000	\$23,600	\$13,100	\$16,700	\$14,000	\$104,100
License Changes	(\$2,892)	\$3,184	(\$7,967)	(\$4,267)	(\$12,366)	(\$9,342)	\$2,783	\$3,534	\$7,408	(\$1,916)	(\$2,467)	(\$3,792)	(\$28,100)
Investigative Recov Costs	(\$10,604)	\$5,111	(\$10,291)	\$5,734	(\$7,563)	(\$10,017)	(\$10,586)	(\$11,348)	\$8,976	\$17,334	(\$5,869)	\$4,956	(\$24,167)
Renewal Late Fees	(\$925)	\$2,225	\$4,875	\$4,950	(\$313)	(\$2,275)	(\$838)	(\$1,438)	(\$1,323)	(\$1,088)	(\$1,350)	(\$6,500)	(\$3,998)
Renewal Inactive Fee	(\$2,025)	\$675	(\$375)	\$325	(\$1,005)	(\$1,175)	(\$245)	\$1,575	\$75	\$375	(\$375)	\$675	(\$1,500)
TOTALS	JUL	AUG	SEPT	OCT	NOV	DEC	JAN	FEB	MAR	APR	MAY	JUN	
	(\$46,679)	\$149	(\$13,379)	\$54,310	(\$13,698)	(\$79,823)	\$54,870	\$10,740	\$104,442	(\$1,679)	\$46,247	(\$103,871)	\$11,628
Budget (2024-25)	JULY-24	AUG-24	SEPT-24	OCT-24	NOV-24	DEC-24	JAN-25	FEB-25	MAR-25	APR-25	MAY-25	JUN-25	TOTALS
License Renewals	\$418,000	\$421,000	\$407,000	\$378,000	\$378,100	\$375,100	\$406,000	\$398,000	\$414,300	\$413,000	\$428,300	\$443,200	\$4,850,000
New License Fee	\$66,700	\$66,700	\$66,700	\$66,000	\$66,000	\$66,000	\$67,000	\$66,000	\$67,000	\$67,000	\$67,900	\$67,000	\$800,000
Application Fee	\$68,400	\$68,400	\$68,400	\$68,300	\$68,300	\$68,300	\$68,300	\$68,300	\$68,400	\$68,300	\$68,300	\$68,300	\$820,000
License Changes	\$45,416	\$45,417	\$45,417	\$45,416	\$45,416	\$45,416	\$45,417	\$45,416	\$45,417	\$45,417	\$45,418	\$45,417	\$545,000
Investigative Recov Costs	\$25,000	\$25,000	\$25,000	\$25,000	\$25,000	\$25,000	\$25,000	\$25,000	\$25,000	\$25,000	\$25,000	\$25,000	\$300,000
Renewal Late Fees	\$11,000	\$11,000	\$10,000	\$10,000	\$10,000	\$10,000	\$10,000	\$10,000	\$11,000	\$10,000	\$11,000	\$11,000	\$125,000
Renewal Inactive Fee	\$6,225	\$6,375	\$3,825	\$4,025	\$3,575	\$3,725	\$4,125	\$2,925	\$3,825	\$4,125	\$4,725	\$3,525	\$51,000
TOTALS	JUL	AUG	SEPT	OCT	NOV	DEC	JAN	FEB	MAR	APR	MAY	JUN	
	\$640,741	\$643,892	\$626,342	\$596,741	\$596,391	\$593,541	\$625,842	\$615,641	\$634,942	\$632,842	\$650,643	\$633,442	\$7,491,000
Actual (2024-25)	JULY-24	AUG-24	SEPT-24	OCT-24	NOV-24	DEC-24	JAN-25	FEB-25	MAR-25	APR-25	MAY-25	JUN-25	TOTALS
License Renewals	\$423,155	\$447,415	\$361,690	\$399,825	\$364,205	\$339,790	\$451,990	\$391,650	\$432,550	\$421,075	\$432,190	\$424,800	\$4,890,335
New License Fee	\$65,100	\$77,400	\$71,700	\$75,150	\$72,600	\$68,100	\$95,000	\$83,500	\$81,600	\$81,900	\$93,900	\$74,550	\$940,500
Application Fee	\$68,100	\$88,800	\$72,000	\$85,500	\$71,700	\$79,200	\$78,600	\$77,400	\$88,200	\$87,600	\$74,100	\$81,900	\$953,100
License Changes	\$50,775	\$50,600	\$52,425	\$50,500	\$45,000	\$46,500	\$49,375	\$56,100	\$58,025	\$51,225	\$55,950	\$55,610	\$622,085
Investigative Recov Costs	\$22,836	\$26,070	\$16,486	\$20,645	\$30,300	\$15,302	\$15,748	\$13,630	\$29,209	\$17,923	\$11,484	\$16,822	\$236,456
Renewal Late Fees	\$9,188	\$8,475	\$9,825	\$8,700	\$8,888	\$7,238	\$9,875	\$7,363	\$7,178	\$8,500	\$9,363	\$7,463	\$102,053
Renewal Inactive Fee	\$2,600	\$7,450	\$3,600	\$4,500	\$2,870	\$3,150	\$3,580	\$5,550	\$3,600	\$5,700	\$5,100	\$3,620	\$51,320
TOTALS	JUL	AUG	SEPT	OCT	NOV	DEC	JAN	FEB	MAR	APR	MAY	JUN	
	\$641,754	\$706,210	\$587,726	\$644,820	\$595,562	\$559,279	\$704,168	\$635,193	\$700,362	\$673,923	\$682,087	\$664,764	\$7,795,848
Variance (2024-25)	JULY-24	AUG-24	SEPT-24	OCT-24	NOV-24	DEC-24	JAN-25	FEB-25	MAR-25	APR-25	MAY-25	JUN-25	TOTALS
License Renewals	\$5,155	\$26,415	(\$45,310)	\$21,825	(\$13,895)	(\$35,310)	\$45,990	(\$6,350)	\$18,250	\$8,075	\$3,890	\$11,600	\$40,335
New License Fee	(\$1,600)	\$10,700	\$5,000	\$9,150	\$6,600	\$2,100	\$28,000	\$17,500	\$14,600	\$14,900	\$26,000	\$7,550	\$140,500
Application Fee	(\$300)	\$20,400	\$3,600	\$17,200	\$3,400	\$10,900	\$10,300	\$9,100	\$19,800	\$19,300	\$5,800	\$13,600	\$133,100
License Changes	\$5,359	\$5,183	\$7,008	\$5,084	(\$416)	\$1,084	\$3,958	\$10,684	\$12,608	\$5,808	\$10,532	\$10,193	\$77,085
Investigative Recov Costs	(\$2,164)	\$1,070	(\$8,514)	(\$4,355)	\$5,300	(\$9,698)	(\$9,252)	(\$11,370)	\$4,209	(\$7,077)	(\$13,516)	(\$8,178)	(\$63,544)
Renewal Late Fees	(\$1,813)	(\$2,525)	(\$175)	(\$1,300)	(\$1,113)	(\$2,763)	(\$125)	(\$2,638)	\$3,823	(\$1,500)	(\$1,638)	(\$3,538)	(\$22,948)
Renewal Inactive Fee	(\$3,625)	\$1,075	(\$225)	\$475	(\$705)	(\$575)	(\$545)	\$2,625	(\$225)	\$1,575	\$375	\$95	\$320
TOTALS	JUL	AUG	SEPT	OCT	NOV	DEC	JAN	FEB	MAR	APR	MAY	JUN	
	\$1,013	\$62,318	(\$38,616)	\$48,079	(\$829)	(\$34,262)	\$78,326	\$19,552	\$65,420	\$41,081	\$31,444	\$31,322	\$304,848

Licensing & Cost Recovery - Data Dashboard

**APPLICATION, RENEWAL & COST RECOVERY REVENUE
(FISCAL YEARS 2023-24 / 2024-25)**



APRIL TO JUNE 2025

Licenses (Beginning of Quarter)	18,838
New Licenses Issued	452
Licenses Cancelled / Surrendered /Revoked	(246)
Variance in Suspended/Reinstated Licenses	(112)
Licenses (End of Quarter)	18,932
# of Licenses on April 1, 2025	18,838
# of Licenses on June 30, 2025	18,932
Licenses Gained / Lost	94
Renewal Revenue Gained / Lost	\$56,400

*Does not include suspended licenses

FISCAL YTD LICENSING FEE TOTALS (FY 2024-25)

LICENSING FEES	Q4 BUDGET	Q4 ACTUAL	VARIANCE
License Renewals	1,254,500	1,278,065	23,565
New License Fee	201,900	250,350	48,450
Application Fee	204,900	243,600	38,700
License Changes	136,252	162,785	26,533
Invest Recov Costs	75,000	38,967	(36,033)
Renewal Late Fees	32,000	25,325	(6,675)
Renewal Inactive Fee	12,375	14,420	2,045

90 Day Retention Rate

Projected Year-End Retention Rate	April 2025	18,838	
	Cancellations	(246)	(1.30%)
	New Licenses	452	2.39%
	Susp/Reinstat	(112)	(0.59%)
	June 2025	18,932	
	Change	94	
3 Month Rolling	% Change	0.50%	

180 DAY RETENTION RATE

Projected Year-End Retention Rate	January 2025	18,663	
	Cancellations	(526)	(2.78%)
	New Licenses	876	4.63%
	Susp/Reinstat	(81)	(0.43%)
	June 2025	18,932	
	Change	269	
6 Month Rolling	% Change	1.42%	



Licensing - Quarter Statistics

4th Quarter

FY 2024-25

New Applications: 773 (1%)
Issued Licenses: 452 (24%)
Change Applications: 918 (15%)
Placed on Inactive Status: 40 (38%)
Voluntary Surrender: 76 (3%)
Active Renewals: 2,126 (8%)
Inactive Renewals: 49 (4%)
Online Renewals: 1,620 (74% all renewals)
Suspended (DETR/DIR): 51 (20%)
Suspended (no bond): 318 (11%)
Revoked: 18 (6%)
Cancelled Not Renewed: 152 (12%)
Single Project Increase Apps: 33 (3%)
1 Application Denial Hearings (67%)
3 Financial Reviews (25%)
575 CMS Exams (12%)
686 Trade Exams (24%)

- 28 applicants requested NASCLA Exam transcript

Cert. of Eligibility for Bidders Preference:

- 12 new/reinstated requests received
- 99 certificates renewed

Public Records Requests: 68 (66%)
Business Assistance Program: 42 (33%)
License Assistance Program: 15 (25%)
Veteran Forms Received: 65 (33%)

New Applications: 3,148 (16.5%)
Issued Licenses: 1,657 (18%)
Change Applications: 3,524 (12%)
Active Licenses: 18,630 (4%)
Inactive Licenses: 400 (3%)
Placed on Inactive Status: 134 (14%)
Voluntary Surrender: 312 (3%)
Active Renewals: 8,098 (2%)
Inactive Renewals: 181 (2%)
Online Renewals: 6,323 (76% total licenses)
Suspended (DETR/DIR): 200 (85%)
Suspended (no bond): 1,190 (16%)
Revoked: 52 (0%)
Cancelled Not Renewed: 657 (8%)
Single Project Increase Apps: 137 (32%)
6 Application Denial Hearings (51%)
41 Financial Reviews (38%)
2,320 CMS Exams (21.4%)
2,391 Trade Exams (16%)

- 122 applicants requested NASCLA Exam transcript

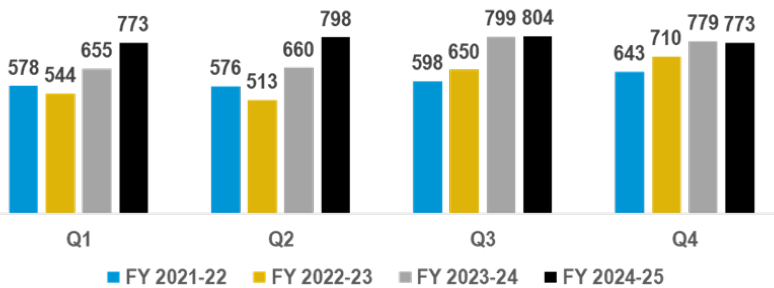
Cert. of Eligibility for Bidders Preference:

- 44 new/reinstated requests received
- 383 certificates renewed

Public Records Requests: 215 (116%)
Business Assistance Program: 160 (29%)
License Assistance Program: 60 (94%)
Veteran Forms Received: 251 (35%)

Licensing - Trends

NEW LICENSE APPLICATIONS



Although slight declines were recorded when comparing the current 4th quarter to the same period the year prior, annual data overall reflects positive gains in nearly all licensing categories.

Among the 773 new license applications received during the quarter, 21% were approved. This remains a consistent trend with annual data, which reflects a total of 3,148 applications received during FY 2024-25 and 2,526 (19%) approved for licensure. Application processing timeframes continue to improve with average days dropping from 74 in FY 2023-24 to 64 in FY 2024-25.

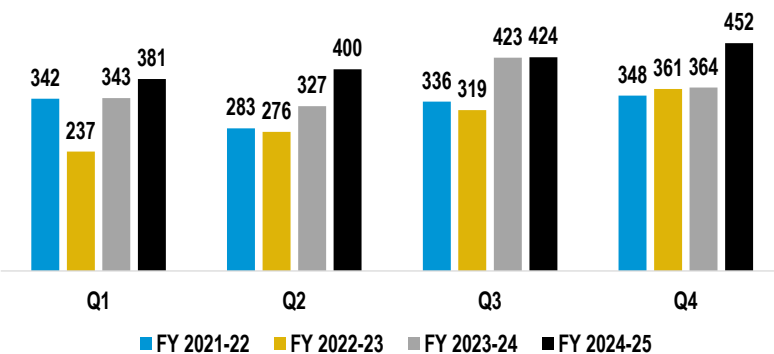
TOP 5 CLASSIFICATIONS APPLIED FOR

Primary Classification	Trade	4th Quarter			FY 2024-25		
		In State	Out of State	Total	In State	Out of State	Total
B	General Building	85	82	167	336	331	667
C-2	Electrical	43	57	100	190	204	394
A	General Engineering	46	44	90	153	197	350
C-21	Refrigeration & Air Conditioning	35	14	49	166	60	226
C-3	Carpentry	37	14	51	152	67	219

These improvements highlight the positive impacts changes to the application process are having on customer and staff experience. They also indicate that applicants are submitting applications that are more complete, which may be attributed to improved application instructions and/or guidance received through the Board's Business Assistance Program and Construction 1.0 course offered by UNLV's Small Business Office of Economic Development.

Increases in license change applications and single project limit requests demonstrate the viability of work available and the interest in contractors to adapt their licensing needs to accommodate the high demands in the industry.

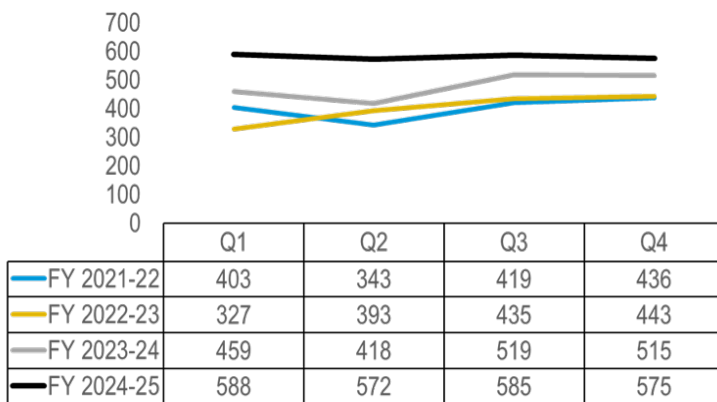
NEW LICENSES ISSUED



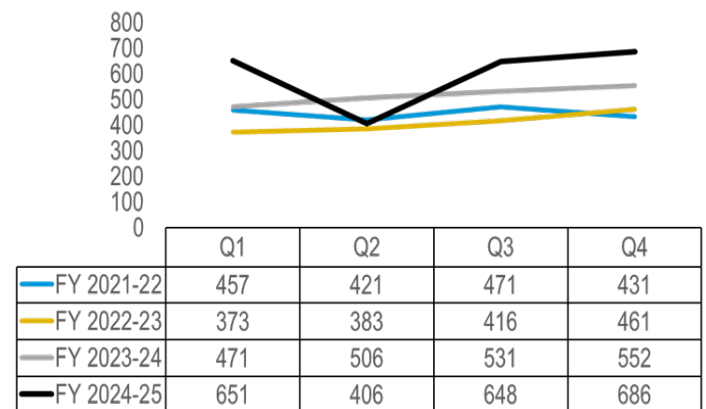
As the Board welcomes more contractors to the industry, it remains alert in monitoring disciplinary trends. License suspensions and revocations are areas where increases continue to be noticed. Although all license suspensions for the year affected about 7% of all licensed contractors, license revocations - while steady - do not even account for 1% of the workforce. With more than 18,000 licensed contractors, these figures reinforce that the majority of licensed entities are operating compliantly with the law.

Licensing - Trends

CMS EXAMS



TRADE EXAMS



LICENSE BY ENDORSEMENT

Endorsement Classification	4th Quarter			FY 2024-25		
	Exam & Experience	Exam Only	Experience Only	Exam & Experience	Exam Only	Experience Only
A	5	0	0	29	1	2
AB	0	0	0	2	0	0
B	20	1	1	78	1	14
C-1	0	0	0	2	0	0
C-2	13	0	3	55	0	8
C-3	0	0	0	0	0	1
C-4	2	0	1	7	0	3
C-5	5	0	0	8	0	0
C-6	0	0	0	2	0	0
C-7	0	0	0	2	0	0
C-8	2	0	0	2	0	6
C-10	1	0	0	14	0	0
C-15	0	0	1	5	0	2
C-16	0	0	0	0	0	3
C-18	2	0	0	2	0	0
C-20	3	0	0	8	0	1
C-21	2	0	1	6	0	1
C-25	0	0	0	0	0	1
C-41	1	0	0	5	0	0
TOTAL	56	1	7	213	2	42

Exam data along with applications received is a reference point for understanding the trends across Nevada's construction industry. With the number of license applications being submitted on the rise, it is expected to see the number of exams taken also increase.

License by endorsement was utilized during the current fiscal year by approximately 8% of applicants. This represents a 4% increase overall compared to last fiscal year. These trends reinforce that contractors, mostly general contractors, are traveling across state lines to contribute their services in high-demand areas. It is interesting to note that the Board has maintained a stable split on in-state v. out-of-state applicants. For the last four fiscal years, new licenses were issued to approximately 60% of in-state contractors with 40% making up out-of-state workers.

Engaging in workforce development initiatives remains a priority for the Board to best ensure the industry can meet growing demands and consumers continue to have accessibility to contractors of all trades in their times of need.

Licensing - Quarter Highlights



COLLABORATIVE PARTNERSHIP WITH DEPARTMENT OF INDUSTRIAL RELATIONS PROTECTS CONSUMERS

The NSCB's partnership with the Department of Industrial Relations (DIR) Workers' Compensation (WC) Unit helps to identify contractors that are not upholding their WC coverage and suspend the license preventing them from entering future contracts until their coverage is reinstated. To improve awareness and handling of these matters, licensing staff attended a DIR-sponsored workshop focused on best practices for reviewing and validating workers' compensation certificates provided in conjunction with an application.



EFFORTS UNDERWAY TO PREPARE FOR APPROVED STATUTORY CHANGES DURING 83rd LEGISLATIVE SESSION

With the passage of Assembly Bill 540 and Senate Bill 130 during the recent legislative session, licensing staff is already working to identify the necessary process and regulatory changes required to align and uphold the newly implemented laws. AB 540 created a provisional licensing opportunity for contractors working in rural areas aimed at improving access to affordable housing, while SB 130 created a restricted license opportunity for individuals who lack full experience requirements to obtain a standard contractor's license.



CONTRACTOR ACCESS TO IDENTIFICATION DOCUMENTS AVAILABLE ELECTRONICALLY

In recent months, the Licensing Department has been working with Information Technology to automate the issuance of wall certificates and contractor pocket identification cards (a card similar to a driver's license, verifying the license credentials of a contractor). Currently, these documents are provided in hard copy, requiring significant staff time and resources to produce, prepare, and mail. The new change will allow contractors to download these documents from their licensed contractor portal at their convenience, when needed. The Board expects this change to result in cost and time savings while affording contractors more flexibility to obtain their information.

Investigations - Background Check Trends

The Nevada State Contractors Board is authorized under NRS 624.265 to request fingerprints from all applicants for licensure for the purposes of conducting criminal background checks, which are used to assess the character of an applicant and verify accuracy and/or omission of information provided on the license application. The Board's use of criminal justice databases is monitored and audited by the State of Nevada and the FBI for compliance with applicable rules, regulations, policies and procedures.

BACKGROUND CHECK STATISTICS

4th Quarter

48 Investigations Initiated
17 Investigations pending
49 Investigations closed


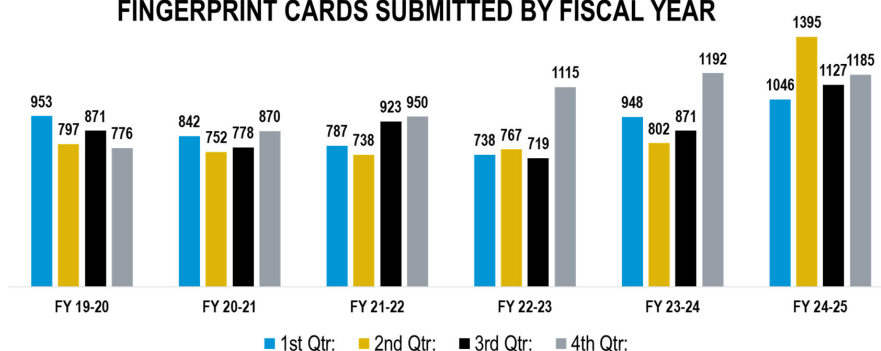
FY 2024-25

104 Investigations Initiated
161 Investigations closed
5 Misrepresentation Citations

Fingerprint Cards Submitted	1,185
Applicants with criminal histories	318
Applicants without criminal histories	867
Criminal Histories	27%

Fingerprint Cards Submitted	4,753
Applicants with criminal histories	1385
Applicants without criminal histories	3,368
Criminal Histories	29%

FINGERPRINT CARDS SUBMITTED BY FISCAL YEAR



BACKGROUND INTERVIEWS AID APPLICATION PROCESS

Interviews with applicants whose history reveals criminal activities of concern afford an opportunity for a more in-depth analysis and evaluation before deciding if the conviction would disqualify the applicant.

One applicant was interviewed for this purpose during the reporting period and the applicant was recommended for denial. During the fiscal year, a total of eight background interviews were conducted with five applicants recommended for approval and three recommended for denial.



Investigations - Compliance Statistics

4th Quarter

314 Licensed Contractor Complaints Opened

- 210 Workmanship
- 57 Industrial Regulation
- 47 Money Owing

56 Administrative Citations Issued to Licensed Contractors

- \$145,450 in fines
- \$56,300 in costs

46 Disciplinary Hearings

- 8 Licenses Revoked

FY 2024-25

1,452 Licensed Contractor Complaints Opened

- 1,000 Workmanship
- 250 Industrial Regulation
- 202 Money Owing

182 Administrative Citations Issued to Licensed Contractors

- \$535,300 in fines
- \$158,881 in costs

150 Disciplinary Hearings

- 36 Licenses Revoked

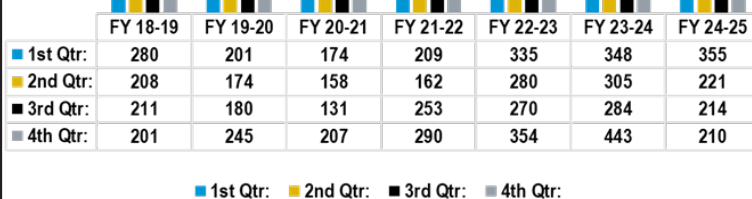
DID YOU KNOW...

The fines and costs paid by licensed contractors are deposited into the Construction Education Fund, which is administered by the Commission on Construction Education (CCE).

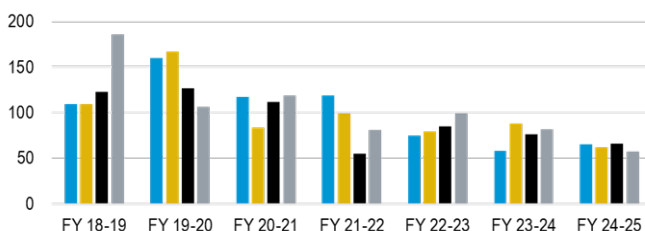
During the fiscal year, the CCE awarded more than \$609,000 in grants to educational and industry organizations offering programs that promote construction careers, enhance the development of construction skills and opportunities, and educate younger generations through hands-on programs across multiple trades.

Organizations of all kinds are encouraged to apply for grant funding to help support and spearhead the development of innovative and interactive programs that promote workforce development and emphasize the career longevity in the field of construction.

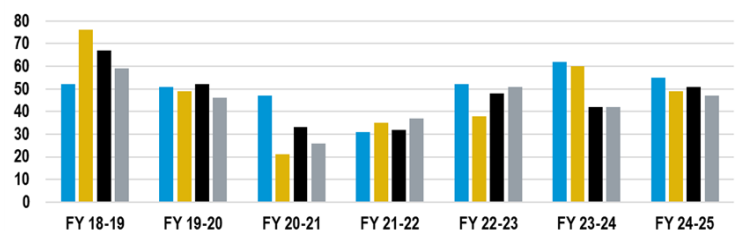
WORKMANSHIP



INDUSTRIAL REGULATIONS



MONEY OWING



Investigations - Criminal Statistics

4th Quarter

134 Unlicensed Contractor Complaints Opened

- 106 Contracting w/o a License
- 26 Unlawful Advertising
- 2 Criminal Fraud

27 Administrative Citations Issued to Unlicensed Contractors

- \$44,100 in fines
- \$20,200 in costs

1 Criminal Affidavit Filed with Local District Attorney

35 Cease and Desist Orders Issued to Unlicensed Contractors

FY 2024-25

583 Unlicensed Contractor Complaints Opened

- 402 Contracting w/o a License
- 175 Unlawful Advertising
- 6 Criminal Fraud

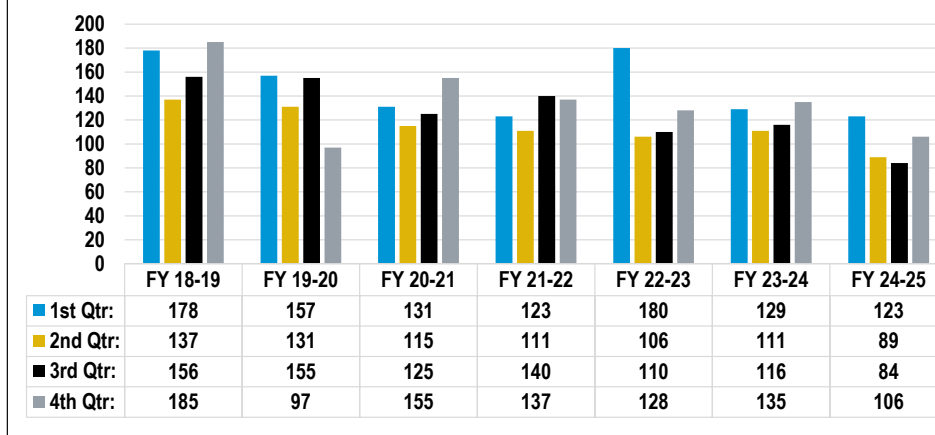
210 Administrative Citations Issued to Unlicensed Contractors

- \$473,600 in fines
- \$161,175 in costs

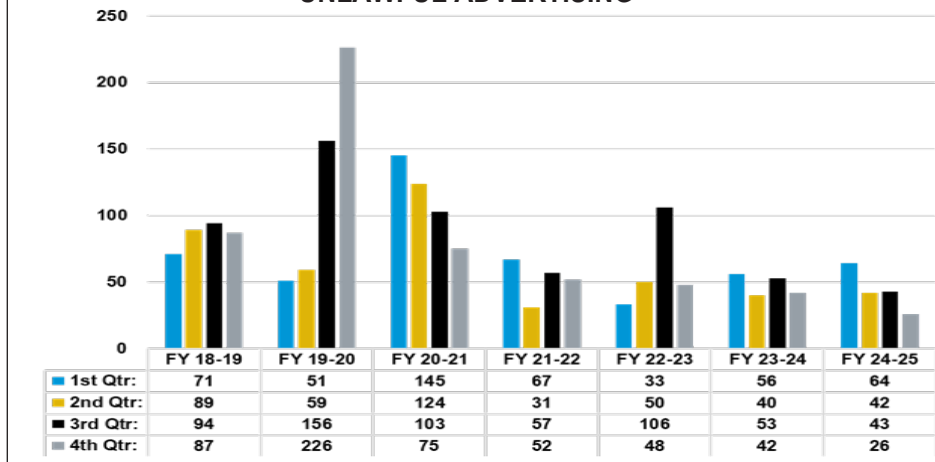
10 Criminal Affidavit Filed with Local District Attorney

213 Cease and Desist Orders Issued to Unlicensed Contractors

CONTRACTING WITHOUT A LICENSE



UNLAWFUL ADVERTISING



FAST FACTS

Compliance v. Criminal Statistics

- Criminal complaints have decreased 46% over the last five fiscal years.
- Administrative Citations against licensed contractors decreased by 22% since FY 2023-24.
- Complaints against licensed contractors decreased 17% compared to last fiscal year, but only 7% compared to FY 2018-19.
- Administrative Citations against unlicensed contractors has increased by 289% since FY 2018-19.

Investigations - Residential Recovery Fund

4th Quarter

- 26 Claims opened
- 28 Claims closed
- 7 Claims considered by the Committee with 1 claim continued.
- 6 Claims awarded a total of \$85,408.
- Average award amount: \$14,235.

FY 2024-25

- 55 Claims considered
- 52 Claims awarded a total of \$1,104,110.
- Average award amount: \$21,233



Entities with Residential Recovery Fund Claims Considered During FY 2024-25

Licensed Contractor	Total Awards to Claimants
All American Construction LLC	\$93,817
Prime Landscapes LLC	\$33,741
Adame Handyman Services LLC dba Adame Construction	\$194,197
Carpenter Renovations LLC dba G C Construction	\$89,475
Next Gen Kitchen and Bath	\$96,367
S&E Contracting, Inc. dba Made in the Shade	\$97,452
MJM Consulting, Inc. dba Kitchen & Bath Transformations	\$15,000
Renovations of Las Vegas, Inc.	\$40,000
Red Rock Management LLC	\$12,931
Building Techtonics, Inc.	\$6,010
Las Vegas Kitchen and Bath Remodeling LLC	\$100,562
Assured Development	\$40,000
Blackbird Industries LLC	\$13,500
A J Construction LLC	\$60,230
Primal Landscapes LLC	\$8,200
1864 Concrete LLC	\$40,000
GVS Construction LLC	\$40,000
LV Pavers Strong LLC	\$14,467
Decorative Design Patio Covers LLC	\$31,123
Neighborhood Plumber LLC dba Build It Pros	\$40,000
Enor Solar LLC	\$12,823
Innovative Stone Works LLC	\$20,851
Lifetime Power	\$2,266
Solarize LLC dba Get Solarize	\$1,120

Residential Recovery Fund Balance as of June 30, 2025
\$5.6 Million

Investigations - Case Highlights

Revoked Contractor to Plead Guilty to Felony Charge; Restitution of \$350,000 Expected



Steven Adinolfi, dba S&E Contracting, dba Made in the Shade, was arrested during the reporting period by the Las Vegas Metropolitan Police Department on warrants stemming from 21 felony charges filed by the Nevada State Contractors Board, including fraud and obtaining money under false pretenses. Adinolfi was found by the NSCB to have taken approximately \$350,000 from numerous homeowners, many seniors, without performing any work.

The complaints were first received in late 2023 and lasted over a four-month period, resulting in the revocation of Made in the Shade's license, and the pursuit of criminal charges with the State Attorney General's Office for the alleged crimes.

On June 25, 2025, Adinolfi waived the preliminary hearing and will enter an Alford plea in district court to one count of Engaging in Fraud or Deceit in the Course of Enterprise or Occupation (Category B felony).

Probation will be considered if Adinolfi pays \$55,410.48 in restitution to affected homeowners prior to sentencing. During probation, Adinolfi must pay an additional \$50,000 toward the Residential Recovery Fund to be eligible for a reduction to a gross misdemeanor upon honorable discharge.

His total restitution is set at \$349,868.07, with a judgment to be entered at sentencing.

Board Pursuit of Criminal Charges Leads to Surrender of Las Vegas Business Owners

Ryan Bradley Vozzola, principal, and de facto partner Amy Rusch of Patio Covers 4 Less (PC4L) surrendered to the Las Vegas Metropolitan Police Department after warrants for their arrest were issued following an investigation by the Nevada State Contractors Board.

Vozzola and Rusch were found to have defrauded 40 homeowners of more than \$137,000 by obtaining excessive down payments and depositing them into accounts under their control without performing any work or providing materials for contracts entered into.

Arrest warrants were issued for both Vozzola (2 counts of felony fraud/deceit in the course of an enterprise and 2 counts of felony theft) and Rusch (1 count of each) after the Board revoked PC4L's license and submitted criminal charges with the Nevada Attorney General's Office (AG).

Both Vozzola and Rusch are currently in negotiations with the AG's Office.

Unlawful Actions Often Start Small, Providing Opportunity for Education & Restitution

For many individuals operating without a license, exceeding the \$1,000 monetary threshold for work, including labor and materials, can become an easy line to cross.

During the quarter, a senior filed a complaint against a landscaping company whom she had paid \$1,500 for a \$2,300 contract up front, but had not received any labor or materials for the project. The Board's investigation confirmed the work to be performed required a C-10 contractor's license, which the individual did not obtain.

The Board's investigative efforts led to repayment of the homeowner's money and a formal Cease and Desist Order issued by the Board pending review of a formal Administrative Citation.

While not an egregious case in comparison to others, it highlights the value of the Board's investigative process toward public protection and the importance of promoting licensure among those who are found to be non-compliant with Nevada's laws.

Information Technology



Efforts to Translate NSCB Content in Spanish Moving Forward Under Language Access Plan

In alignment with the intent of the Board's Language Access Plan, Information Technology began several projects during the quarter to advance many Spanish-based projects, including the availability of the Board's mobile application in Spanish and translating several database and online functions in Spanish. These efforts include, but are not limited to the license search features, online license application, online renewal forms, and online payment gateways.



AI Chatbot to Expedite Answers to Commonly Asked Questions

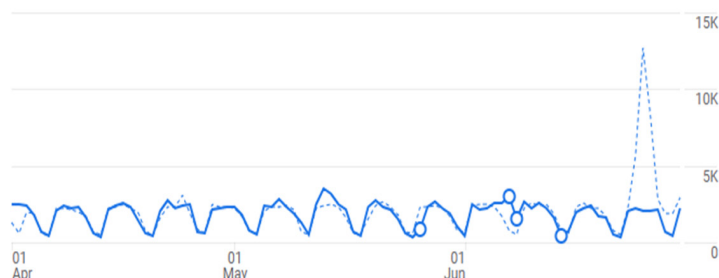
The IT Department spent time during the reporting period working on the development of an AI chatbot in coordination with management from Licensing and Enforcement, which is expected to reside on the Board's website to better assist customers in finding answers to commonly asked questions. While not realized yet, the Board intends for the new chatbot feature to reduce time spent on the phone handling frequently asked questions, allowing more time to be allocated to those needing more personalized assistance.

Ongoing Projects & Upgrades

Ongoing maintenance continued during the quarter with upgrades being made to the Reno office audio/visual equipment and efforts to renegotiate office equipment leases. IT staff also spent time with the Board's database system reviewing functions for mobile inspection and credit card surcharges.

WEBSITE TRAFFIC RETURNS TO A MORE CONSISTENT STATE IN 4TH QUARTER

Active users
108K
↓ 12.5%



Website traffic was down about 12.5% compared to the previous quarter, which is likely correlated with the spike in data experienced during the 3rd quarter from a denial of service attack.

The patterns of activity recorded for the current reporting period reflect more consistent traffic, with approximately 108,000 users visiting the Board's website.

Public Information Office

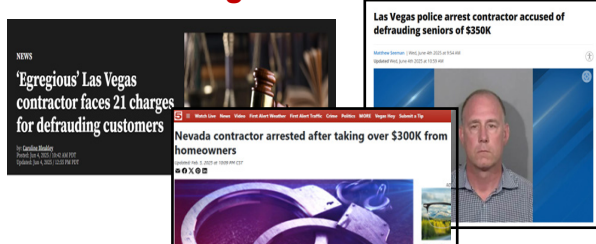


NSCB Partnership with UNLV Office of Economic Development Leads to Free Workshops

The NSCB, in collaboration with the Nevada Small Business Development Center at UNLV, UNLV Office of Economic Development and the Small Business Administration, launched two free six-week construction workshops for future and current contractors thanks in part to a \$128,549 grant from the Commission on Construction Education. Prospective contractors will receive in-depth guidance on the license application process, while currently licensed contractors will dive deeper into discussions on construction trends, topics, and resources to help enhance and define business practices.



'Made in the Shade' Makes Headlines for Defrauding Homeowners



Media Interviews Spotlight Board Services & Consumer Resources

Executive Officer Behar was greeted by The Middle Ground show host Tom Letizia during the quarter for a one-hour interview focused on the Board's mission and purpose, consumer protection efforts, investigative trends, legislative priorities, and promotion of NSCB resources.



Language Access Plan Grant Creates Opportunity with Las Vegas Review Journal for an Interactive and Educational Advertising Experience



Thanks to funding from a Language Access Plan grant, the NSCB was able to engage in a unique advertising opportunity with the Las Vegas Review Journal that offers an interactive and educational advertisement experience for Spanish-speaking viewers. Consumers in the targeted demographic are automatically directed to an ad that features messaging and interactive activities related to license search, becoming a contractor, consumer protection resources and other relevant information defined by the Board.

SOCIAL MEDIA STATISTICS



- Reach: 2,109
- Content Interactions: 342
- Views: 8,254



- Reach: 3,095
- Content Interactions: 350
- Views: 14,330



- New Followers: 108
- Page Views: 333
- Reactions: 575
- Comments: 26
- Reposts: 29



Looking Forward - FY 2025-26

With much accomplished during the current fiscal year, the Contractors Board has set an ambitious agenda for the months ahead that focuses on continued improvements to licensing and investigative databases and processes, exploring the utilization of AI technologies to expedite information to commonly asked questions, and working collaboratively with identified partners across the industry and community to promote the Board's website and related services.

Below are a summary of our first quarter objectives for FY 2025-26:

- Work with exam provider PSI to improve exam process.
- Review and make recommendations to improve the processing of applications.
- Work with Information Technology to enhance GL reporting and communication and implement AI communications for expedited information to common investigative questions.
- Make recommendations to improve the complaint process.
- Identify opportunities to link the Board's website prominently on state, local and industry web pages.
- Collaborate with centers of influence, industry groups and community partners to enhance NSCB-related messaging through social media, websites and outreach opportunities.
- Review and update the Board's collateral materials, including translated copies in Spanish.
- Evaluate opportunities to recoup expended funds and unpaid fines and fees.
- Expand digital and paperless processes.
- Identify and make recommendations for technology upgrades and replacement needs.
- Identify and share under-utilized functions of GL that could improve system processes and customer experience for possible implementation.

We hope you will continue to monitor our progress and find opportunities to engage with our Board during public meetings, outreach activities, and other public forums.



NORTHERN OFFICE

5390 Kietzke Lane, Suite 102
Reno, NV 89511
(775) 688-1141
(775) 688-1271 Fax

SOUTHERN OFFICE

8400 West Sunset Road, Suite 150
Las Vegas, NV 89113
(702) 486-1100
(702) 486-1190 Fax

www.nscb.nv.gov

